

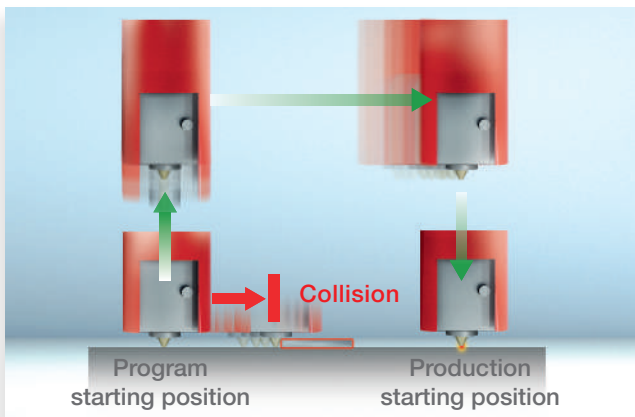


24-hour productive operation.

Reliably and quietly at night.

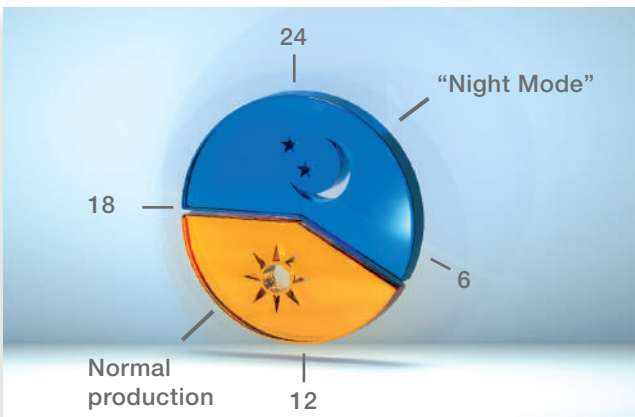
Preventing collisions: processing head retracts to prevent collisions

At the start of every program, the Z axis rises into its topmost position before the processing head moves into its starting position. This reduces the collision risk and supports reliable operation – irrespective of the operator’s level of knowledge.



Safe night operation: the “Night Mode”

Night Mode can be activated manually or automatically at a previously set time. The Night Mode adjusts the motion sequence of the processing head and slows down the pallet in- and outfeed. Night Mode thus reduces noise emissions and the risk of collision. This means less annoyance of the neighbourhood and less downtime.



In case anything should go wrong: there’s still the magnetic damage reduction mechanism

The processing head held magnetically in position can be returned to its original position within seconds after a collision. This not only minimises the risk of components being damaged in collisions, but also reduces the need to centre the nozzle after an unexpected contact.



Laser cutting systems

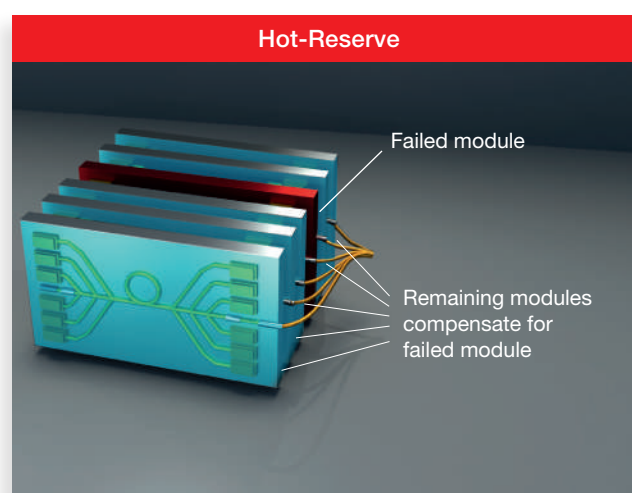
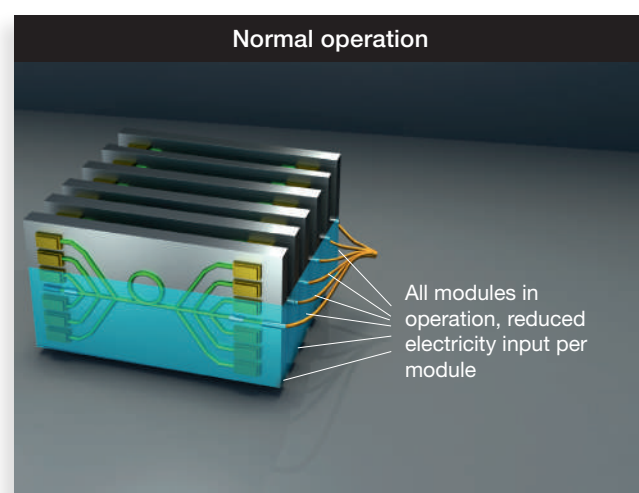


Monitoring alone is not an assurance

of dependable production. But our Hot-Reserve is.

Has a Fiber laser module failed? Has the machine stopped running? Not with the Hot-Reserve!

In normal operation the laser modules are operated at up to 80 % of maximum possible power. Should a laser module ever fail, the nominal laser power can still be achieved by raising the power of the remaining modules accordingly.



Fiber laser

Over

8,000

patent applications
per year

12,000

laser systems
to date

139,000

employees

€35 billion

annual sales

95 years

of reliable
technology



Headquarters in Ratingen, Germany

If you want to achieve big goals,

you need a strong partner you can count on.



Companies worldwide rely on high-performance laser cutting systems from Mitsubishi Electric since 1982.

Only by developing and producing all the key components in-house can you tailor them to perfection. Mitsubishi Electric resorts to its own controls, motors, frequency inverters, relays and many other components that are adapted in every detail to the requirements. The only thing that you notice of it is that the machine is running smoothly – and often even for decades after purchase.

Anyone who wants a secure investment in a durable laser cutting system chooses **Mitsubishi Electric**.




Mitsubishi Electric

This way I know I'm in good hands.

Key components produced by Mitsubishi Electric

Experienced and critical customers take an occasional look in the electrical cabinet to see how many names of manufacturers they can find on the installed components. Those who are careful in their choice will stay on the safe side in the long run.



Laser sources



Frequency inverters



Servo amplifiers



Power switches



Servo motors



Laser processing heads



CNC controls

Important: investment security!

Why do core components produced in-house make all the difference?

No compromises

Only if you yourself develop and produce the key components – ranging from the CNC control, frequency inverters, servo amplifiers and servo motors to the control circuit boards and relays – can you adapt them precisely to your own needs. And only then do you have complete control over keeping quality at the very highest level. If you have to go back to third-party manufacturers for these key components, you will have to make compromises more often. These disadvantages are often not obvious at first or second glance, but reveal themselves sooner or later in the fail-safety of the overall system.

More expertise, better results

If you develop and produce countless components yourself, your knowledge is vastly superior. It therefore makes all the difference to know that the extra expertise built into every Mitsubishi Electric machine is on your side. If you install a lot of third-party components, you unavoidably take much greater risks, as compatibility and dependability only reveal themselves later.

Secure supply of parts

The biggest unsureness with a long-term investment is the reliability of the technology and a secure supply of parts. Because we do more than simply assemble our laser cutting systems, we are also independent of parts supplies from third-party sources. For you this means a parts supply and component repair well beyond the legal requirements. Because each laser cutting system consists of a number of key components. And if the parts are no longer available in just a few years' time, what will this mean for the value of your investment?

