



**Full throttle?  
No compromises!**




Watch film now:  
[www.mitsubishi-laser.de/f-cut-en](http://www.mitsubishi-laser.de/f-cut-en)

## The fast track for your laser is called F-CUT!

F-CUT – higher output with lower costs. Continuous movement of the processing head without stopping at the beginning or end of a contour – the laser beam is only switched on and off. This function is made possible by rapid direct communication between the laser control and axis control by MHC-L (*Mitsubishi Electric High-speed Controller for Lasers*).

### Conventional

The processing head stops briefly at the beginning and end of the contour.

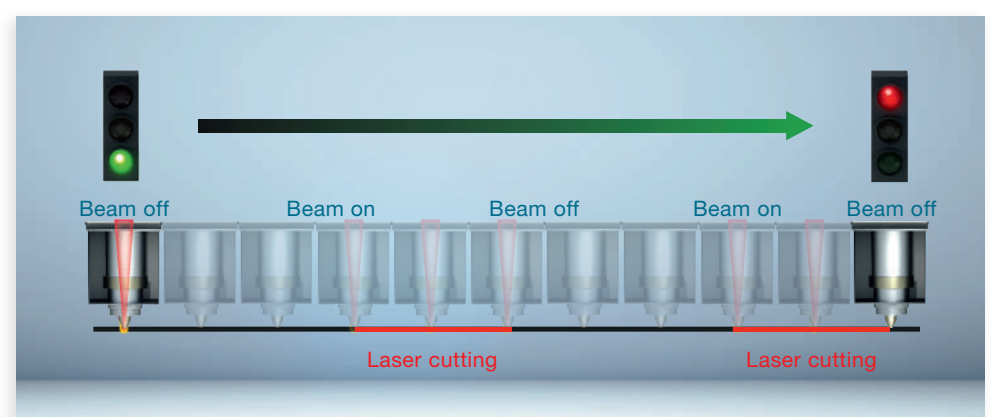


The laser beam can thus be activated or deactivated within a microsecond.

With F-CUT you achieve much faster processes (higher parts output) and hence reduced costs per part.

### F-CUT

Continuous processing without stopping the processing head



Laser cutting systems



Bar code scanner

Let us accelerate your process!



Watch film now:  
[www.mitsubishi-laser.de/scanner-en](http://www.mitsubishi-laser.de/scanner-en)

## Optimisation of unproductive times?

A standard feature that pays off.

### 2-step production

1. Scan bar code
  2. Press start
- Action!

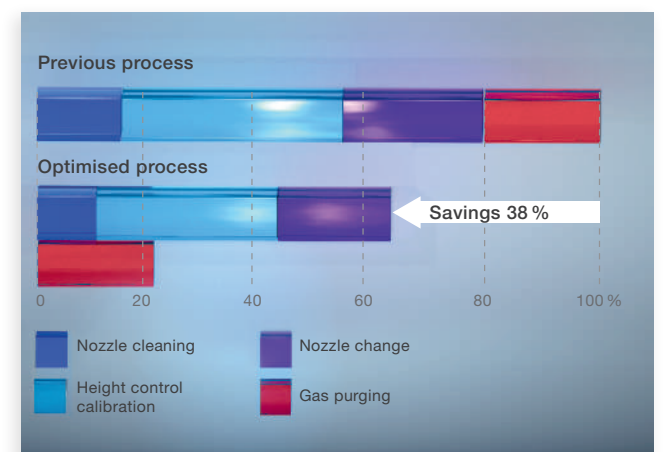
### Minimising set-up time

Parallel is better than serial. Unproductive time is reduced with faster processes and processes taking place simultaneously. The outcome is higher parts output per hour.

#### Step 1: Scan code



#### Step 2: Start process







Formula 1  
The Sauber C36 Ferrari



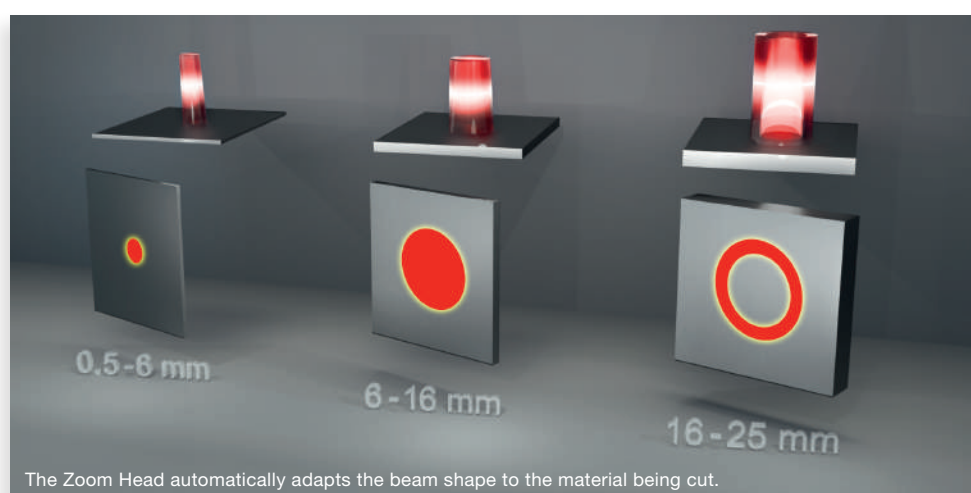

## From thin to thick and back again?

Faster than a pit stop!

### The Zoom Head – adjustment in record time

Anyone constantly switching between sheet material of different thicknesses wants to resume cutting as quickly as possible – and without compromising on cutting quality. The Zoom Head developed by Mitsubishi Electric delivers speed and flexibility – for many years to come.

The optics are hermetically sealed to protect them from contamination during the rough and tumble of everyday operations. The only thing you notice is that everything runs smoothly.



The Zoom Head automatically adapts the beam shape to the material being cut.